



# Nectar Smart Alternatives



## Actively Managed Certificate on Nectar Smart Alternatives Strategy Portfolio

### Performance Report

March 2019 - Estimate

#### Product Description

The Nectar Smart Alternatives - Actively Managed Certificate (AMC) provides access to digitally sourced alternative investment strategies using a revolutionary investment approach. Big data is the starting point and machine learning is used to find and assess unique investment pearls in a sea of data. Our digital process constantly evolves by adapting artificial intelligence (AI), latest academic research and decades of know how in the world of alternatives. Human oversight is built into the process with a thorough investment due diligence, outsourced operational due diligence and independent risk management.

The Nectar Smart Alternatives AMC is diversified with an array of return drivers with the objective to deliver true alpha and to enhance client's portfolio efficiency. The target volatility of this product is between 3% and 5% while expected returns are in the 6 to 12% range p.a.

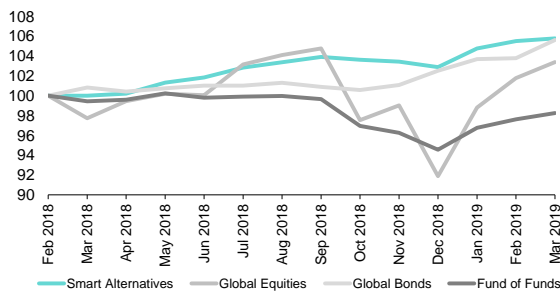
#### Key Facts

Issuer	Bank Julius Baer & Co. Ltd., Guernsey Branch (Rating: Moody's A2)
Lead manager	Bank Julius Baer & Co. Ltd., Zürich
Investment advisor	Nectar Digital Wealth AG, Zürich
Swiss security number (Valor)	39403804
ISIN	CH0394038043
Total AUM, after flows	USD 13.3m

#### Performance

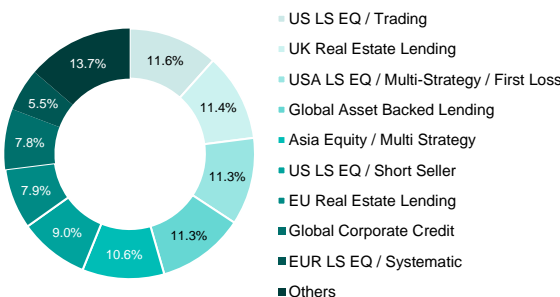
Price per certificate, estimate	USD	10'578
Month to date return		0.26%
Cumulative return since inception		5.78%
Cumulative return year to date		2.82%
Annualized return since inception		5.33%
Annualized volatility since inception		2.21%

#### Monthly Performance



Note: Current month is an estimated performance, previous months are final performance numbers

#### Strategy Allocation



Note: Graphics scale to 100%, excluding cash allocation, after monthly rebalancing

#### Top-10 Holdings

	Weight	Performance Mtd
UK Real Estate Lending	10%	0.7%
USA LS EQ / Multi-Strategy / First Loss	10%	0.5%
Global Asset Backed Lending	10%	0.6%
Asia Equity / Multi Strategy	9%	2.1%
US LS EQ / Short Seller	8%	-2.0%
EU Real Estate Lending	7%	0.8%
Global Corporate Credit	7%	0.6%
US LS EQ / Trading	7%	-0.3%
EUR LS EQ / Systematic	5%	0.4%
Global Credit / Multi-strategy	5%	0.5%

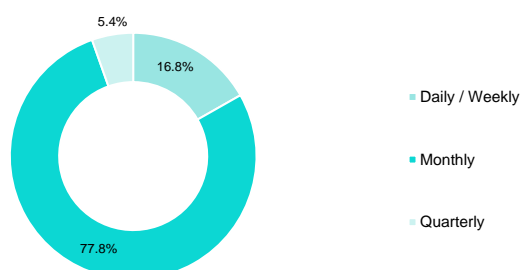
Key Statistics Portfolio vs Indices <sup>(1)</sup>	Portfolio	US Dollar Indices		
		Global Equities	Global Bonds	Fund of Funds
Annualised return past 3 years	8.3%	11.6%	2.5%	2.6%
Annualised volatility past 3 years	2.9%	9.4%	2.5%	3.3%
Sharpe ratio 3 years	2.84	1.23	0.99	0.79

<sup>(1)</sup> Weighted 3 year returns and volatilities of current portfolio positions. Compared to global equities hedged into USD, global bonds hedged into USD, and a global fund of funds index

#### Differentiators

<b>Innovative</b>	Digital investment process based on big data and AI
<b>Optimised</b>	Unbiased and optimal composition of underlying strategies
<b>Democratic</b>	Technology enables access to institutional types of returns
<b>Human</b>	Human oversight of specialists with decades of experience

#### Liquidity Profile Sub-Funds



**Liquidity and Fees**

Liquidity subscription	Monthly 10 business days
Liquidity redemptions	Monthly 35 calendar days
Certificate management fee	0.5% p.a.
Certificate advisory fee	0.5% p.a.
Performance fee	10% (with high water mark)
Hurdle rate	1-year USD swap rate

**Contact Information**

**NECTAR DIGITAL WEALTH AG**  
 Mythenquai 26  
 8002 Zürich  
 Switzerland

Nectar Sales Team  
[info@nectarfinancial.com](mailto:info@nectarfinancial.com)  
 +41 (0) 44 521 51 33  
 nectarfinancial.com

**BANK JULIUS BAER & CO. LTD**  
 Bahnhofstrasse 36  
 P.O. Box 36  
 8010 Zürich  
 Switzerland

Structured Products  
 Tailored Solutions Group  
 +41 (0) 58 888 8006  
[derivates@juliusbauer.com](mailto:derivates@juliusbauer.com)  
 derivates.juliusbauer.com

**Disclaimer**

This document is provided for your information and marketing purposes only. It is confidential and does not carry any right of publication, reproduction or disclosure, in whole or in part, to any other party. Any information including facts, opinions or quotations, may be condensed or summarized and is expressed as of the date of writing. The information may change without notice. Fundbase Fund Services AG ("Fundbase") and/or Nectar Digital Wealth AG ("Nectar") are under no obligation to ensure that such updates are brought to your attention. Fundbase and Nectar, their affiliates, directors and employees are hereinafter jointly referred to as the Companies.

The products and services described in this document may not be eligible or suitable for sale in all jurisdictions or to certain categories of investors, in particular not for persons subject to a jurisdiction that prohibits such publication and distribution.

No undertaking, representation, warranty or other assurance is given, and none should be implied, as to, and no reliance should be placed on, the accuracy or completeness of the information or opinions contained in the document. The information contained in the document is subject to completion, alteration and verification. The document is partly based on information obtained from sources believed to be reliable but are not guaranteed as being accurate, exact, complete, appropriate or up to date. The Companies' opinions and estimates constitute the Companies' judgment and should be regarded as indicative, preliminary and for illustrative purposes only. The information and opinions expressed in this document do not constitute an investment advice or recommendation, and shall not be construed as a solicitation or an offer for sale or purchase of any product, to effect any transactions or to conclude any legal act of any kind whatsoever. Nothing in this document is based upon the consideration of the particular needs, investment objectives and financial situation of any specific investor, nor are they a complete statement of the products, services, markets or developments. The products are not suitable for all investors.

The document shall not form the basis of or be relied upon in connection with any contract or commitment to acquire any products. In addition, the analyses are not and do not purport to be appraisals of any asset, business or any other entity nor do the Companies make any representations as to the legal, tax or accounting effects of investing in these products. Prospective investors should consult with legal, tax, accounting and other advisors and must read final offering and product documents prior to making a decision. This document is subject to a more complete description and does not contain all of the information necessary to make an investment decision, including, but not limited to, the risks, fees and investment strategy.

The performance information presented in this document including charts and tables include backtested performance. Backtested performance is hypothetical (it does not reflect trading in actual accounts) and is provided for informational purposes only to indicate historical performance had the strategies been available over the time periods noted. Backtested performance shown is not an indicator of future actual results. The results reflect performance of portfolios not historically offered to investors and do not represent returns that any investor actually attained. Backtested results are calculated by the retroactive application of portfolios constructed on the basis of historical data provided and based on assumptions integral to portfolio construction principals which may or may not be testable and are subject to losses. Investors may get back less than their investment. The price and value of investments mentioned and any income that might accrue could fall or rise or fluctuate. Foreign currency rates of exchange may adversely affect the value, price or income of any products.

All statements of opinion and/or belief herein and all projections, forecasts or statements relating to expectations regarding future events or the possible future performance represent the Companies' own assessment and interpretation of information available to it currently. No representation is made or assurance given that such statements, view, projections or forecasts are correct or that the objectives will be achieved.

Investments may have no public market or only a restricted or illiquid secondary market giving rise to potential difficulties in valuing and disposing of such investments. Alternative fund strategies may include the use of leverage (borrowing) and derivative instruments resulting in respective risks of potential loss.

The Companies may have or have had positions or holdings, or other material interest or effect transactions in the products described in the document. The Companies may be providing, or have provided advice or other investment services in relation to the investment concerned or a related investment to any company or issuer mentioned.

In no event shall the Companies have any liability whatsoever to any person for any direct or indirect loss, liability, cost, claim, expense or damage of any kind, whether in contract or in tort, including negligence, or otherwise, arising out of or related to the access to or the use of the document, the use of all or part of the information contained therein.